

2. When your symptoms have been controlled, **STOP** increasing drops. Maintain this effective dose.

THC DOSING SCHEDULE

1. START LOW AND GO SLOW!

MEDICATION: _____

THC : CBD RATIO: _____

INDICATION: _____

MG / ML: _____

MG / DROP: _____

SCHEDULE: REGULAR / PRN (AS REQUIRED) _____

STARTING DOSE: _____

↑ Gradually increase dose until symptoms are improved or controlled. Stop or decrease if side effects occur. Do not take more than the maximum written on the prescription label.

COMMON PRESCRIPTION MEDICAL TERMS

PRN: as required _____

BD: twice a day _____

TDS: three times a day _____

























QID: four times a day _____

Q2h: every two hours _____

NOCTE: at night time _____



IMPORTANT: There are 20 drops per ml.
1 drop = 0.05ml

Day	1	2	3	4	5	6	7
 Morning	1x  0.05mL	2x  0.1mL	3x  0.15mL	4x  0.2mL	5x  0.25mL	6x  0.3mL	7x  0.35mL
 Midday	1x  0.05mL	2x  0.1mL	3x  0.15mL	4x  0.2mL	5x  0.25mL	6x  0.3mL	7x  0.35mL
 Bed	1x  0.05mL	2x  0.1mL	3x  0.15mL	4x  0.2mL	5x  0.25mL	6x  0.3mL	7x  0.35mL
PRN (as required)	Additional dose if necessary, waiting 2 hours after previous dose 0.05mL		IF NEEDED 0.15mL	IF NEEDED 0.2mL	IF NEEDED 0.25mL	IF NEEDED 0.3mL	IF NEEDED 0.35mL

3. The goal is to find the minimum effective dose.