

THC DOSING GUIDE

MEDICATION: _____

THC : CBD RATIO: _____

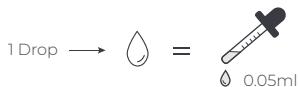
INDICATION: _____

MG / ML: _____

SCHEDULE: REGULAR / PRN (AS REQUIRED)






















STARTING DOSE: 1 drop / 0.05mL

Gradually increase dose until symptoms are improved or controlled. Stop or decrease if side effects occur. Do not take more than the maximum written on the prescription label.



IMPORTANT: There are 20 drops per mL.
1 drop = 0.05mL.

Max = 100mg/day or as directed
by your prescriber.

DAY	1	2	3	4	5	6	7
MORNING	1x  0.05mL	2x  0.1mL	3x  0.15mL	4x  0.2mL	5x  0.25mL	6x  0.3mL	7x  0.35mL
MIDDAY	1x  0.05mL	2x  0.1mL	3x  0.15mL	4x  0.2mL	5x  0.25mL	6x  0.3mL	7x  0.35mL
BED	1x  0.05mL	2x  0.1mL	3x  0.15mL	4x  0.2mL	5x  0.25mL	6x  0.3mL	7x  0.35mL
PRN (as required)	IF REQUIRED 0.05mL	IF REQUIRED 0.1mL	IF REQUIRED 0.15mL	IF REQUIRED 0.2mL	IF REQUIRED 0.25mL	IF REQUIRED 0.3mL	IF REQUIRED 0.35mL

Administration Instructions

1. Start by eating something containing fat (i.e. a spoonful of yoghurt, cheese, coconut oil, avocado).
2. Place drop/mL(s) in mouth and swirl for 90 seconds, then swallow.
3. Reassess if desired symptom control has been achieved, noting THC can take up to 2 hours for full effect. If the answer's no, continue to titrate as per dosing table.
4. Once desired symptom control has been achieved, you've found your dosing regimen. Maintain your minimum effective dose.
5. Record your optimal dose in dosing diary.

Remember

1. Start Low and Go Slow.
2. When your symptoms have been controlled, STOP increasing your dose. Maintain this effective dose as required.
3. The goal is to find the minimum effective dose.