

CBD DOSING GUIDE

MEDICATION: CBD 200 Oil

THC : CBD RATIO: 6 : 200

INDICATION:

MG / ML: 6mg / mL : 200mg CBD / mL

MG / DROP: 10mg CBD / drop

SCHEDULE: REGULAR / PRN (AS REQUIRED)

STARTING DOSE: 1 drop / 0.05mL











Gradually increase dose until symptoms are improved or controlled. Stop or decrease if side effects occur. Do not take more than the maximum written on the prescription label.

1 Drop →  =  0.05ml OR 10mg

IMPORTANT: There are 20 drops per mL.
1 drop = 0.05mL

Max = 300mg/day or as directed
by your prescriber.

Remember

WEEK	1	2	3	4	5
MORNING	1x  0.05mL	2x  0.1mL	3x  0.15mL	4x  0.2mL	5x  0.25mL
BED	1x  0.05mL	2x  0.1mL	3x  0.15mL	4x  0.2mL	5x  0.25mL

Administration Instructions

1. Start by eating something containing fat (i.e. a spoonful of yoghurt, cheese, coconut oil, avocado).
2. Place drop/mL(s) in mouth and swirl for 90 seconds, then swallow.
3. Reassess if desired symptom control has been achieved, noting CBD can take up to a week for full effect. If the answer's no, continue to titrate as per dosing table.
4. Once desired symptom control has been achieved, you've found your dosing regimen. Maintain your minimum effective dose.
5. Record your optimal dose in dosing diary.

1. Start Low and Go Slow.
2. When your symptoms have been controlled, STOP increasing your dose. Maintain this effective dose as required.
3. The goal is to find the minimum effective dose.