





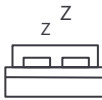







2. When your symptoms have been controlled, **STOP** increasing drops. Maintain this effective dose.

# CBD DOSING SCHEDULE

## 1. START LOW AND GO SLOW!

Week	1	2	3	4	5
 Morning	5x  0.25mL	10x  0.5mL	15x  0.75mL	20x  1mL	25x  1.25mL
 Bed	5x  0.25mL	10x  0.5mL	15x  0.75mL	20x  1mL	25x  1.25mL

## 3. The goal is to find the minimum effective dose.

MEDICATION: CBD FS 50

THC : CBD RATIO: 1 : 50

INDICATION:

MG / ML: 1mg / mL : 50mg CBD / mL

MG / DROP: 2.5mg CBD / drop

SCHEDULE: REGULAR / PRN (AS REQUIRED)

STARTING DOSE: 0.25mL

↑ Gradually increase dose until symptoms are improved or controlled. Stop or decrease if side effects occur. Do not take more than the maximum written on the prescription label.

### COMMON PRESCRIPTION MEDICAL TERMS

PRN: as required

BD: twice a day

TDS: three times a day

QID: four times a day

Q2h: every two hours

NOCTE: at night time

1 Drop →  =  0.05ml OR 2.5mg

**IMPORTANT:** There are 20 drops per ml.  
1 drop = 0.05ml