





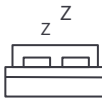







2. When your symptoms have been controlled, **STOP** increasing drops. Maintain this effective dose.

CBD DOSING SCHEDULE

1. START LOW AND GO SLOW!

Week	1	2	3	4	5
 Morning	2x  0.1mL	4x  0.2mL	6x  0.3mL	8x  0.4mL	10x  0.5mL
 Bed	2x  0.1mL	4x  0.2mL	6x  0.3mL	8x  0.4mL	10x  0.5mL

3. The goal is to find the minimum effective dose.

MEDICATION: CBD 1:100

THC : CBD RATIO: 1:100

INDICATION:

MG / ML: 1mg / mL : 100mg CBD / mL

MG / DROP: 5mg CBD / drop

SCHEDULE: REGULAR / PRN (AS REQUIRED)

STARTING DOSE: 0.1mL

↑ Gradually increase dose until symptoms are improved or controlled. Stop or decrease if side effects occur. Do not take more than the maximum written on the prescription label.

COMMON PRESCRIPTION MEDICAL TERMS

PRN: as required

BD: twice a day

TDS: three times a day

QID: four times a day

Q2h: every two hours

NOCTE: at night time

1 Drop →  =  0.05ml OR 5mg

IMPORTANT: There are 20 drops per ml.
1 drop = 0.05ml